


PCL-722 PCL-724 PCL-731


144-bit Digital I/O Card

24-bit Digital I/O Card


48-bit Digital I/O Card



PCL-722



PCL-724



PCL-731



Features

- Emulates 8255 PPI mode 0
- Buffered circuits for higher driving capacity than the 8255
- Interrupt handing
- Output status readback
- Pin compatible with Opto-22 I/O module racks

Specifications

- I/O Lines** 144 (24 bits x 6 ports)
- Programming Mode** 8255 PPI mode 0
- Interrupts** bits 0 and 3 of Port C can generate an interrupt to IRQ 2, 3, 4, 5, 6 or 7

Digital output

- Port A and Port B** Logic 0: 0.4 V max. @ 12 mA (sink)
Logic 1: 2.4 V min. @ 8.0 mA (source)
- Port C** Logic 0: 0.5 V max. @ 24 mA (sink)
Logic 1: 2.0 V min. @ 15 mA (source)

Digital input

- Port A and Port B** Logic Level 0: 0.8 V max.
Logic Level 1: 2.0 V min.
- Port C** Logic Level 0: 0.8 V max.
Logic Level 1: 2.0 V min.

General

- Power Consumption** +5 V @ 1.3 A typical
+5 V @ 1.8 A max.
- Operating Temperature** 0 ~ 60° C (32 ~ 140° F)
- Storage Temperature** -20 ~ 70° C
(-4 ~ 158° F)
- Operating Humidity** 5 ~ 95% RH non-condensing (refer to IEC 68-2-3)
- Connectors** Six 50-pin male ribbon-cable connectors. Pin assignments are fully compatible with Opto-22 I/O module racks
- Dimensions (L x H)** 334 x 100 mm (13.2" x 3.9")

Specifications

- I/O Lines** 24
- Programming Mode** 8255 PPI mode 0
- Interrupt** Bit 0 of one port can generate an interrupt to IRQ2 ~ 7
- Interrupt Triggering** Rising or falling edge triggering, jumper-selectable
- Digital Output** Logic 0: 0.4 V max. @ 24 mA (sink)
Logic 1: 2.4 V min. @ 15 mA (source)
- Digital Input** Logic 0: 0.4 V max.
Logic 1: 2.4 V min.

General

- Power Consumption** +5 V @ 0.5 A (typical)
+5 V @ 0.8 A (max.)
- Operating Temperature** 0 ~ 60° C (32 ~ 140° F)
- Storage Temperature** -20 ~ 70° C
(-4 ~ 158° F)
- Operating Humidity** 5 ~ 95% RH non-condensing (refer to IEC 68-2-3)
- Connectors** 50-pin male ribbon-cable connector
- Dimensions (L x H)** 125 x 100 mm (4.9" x 3.9")

Pin Assignments

PC 7	1	2	GND
PC 6	3	4	GND
PC 5	5	6	GND
PC 4	7	8	GND
PC 3	9	10	GND
PC 2	11	12	GND
PC 1	13	14	GND
PC 0	15	16	GND
PB 7	17	18	GND
PB 6	19	20	GND
PB 5	21	22	GND
PB 4	23	24	GND
PB 3	25	26	GND
PB 2	27	28	GND
PB 1	29	30	GND
PB 0	31	32	GND
PA 7	33	34	GND
PA 6	35	36	GND
PA 5	37	38	GND
PA 4	39	40	GND
PA 3	41	42	GND
PA 2	43	44	GND
PA 1	45	46	GND
PA 0	47	48	GND
+5 V	49	50	GND

Specifications

- I/O Lines** 48
- Programming Mode** 8255 PPI mode 0
- Interrupt** Bit 0 of one port can generate an interrupt to IRQ 2~15
- Interrupt Triggering** Rising or falling edge triggering, jumper-selectable
- Digital Output** Logic 0: 0.4 V max. @ 24 mA (sink)
Logic 1: 2.4 V min. @ 15 mA (source)
- Digital Input** Logic 0: 0.4 V max.
Logic 1: 2.4 V min.

General

- Power Consumption** +5 V @ 0.5 A typical
+5 V @ 0.8 A max.
- Operating Temperature** 0 ~ 60° C (32 ~ 140° F)
- Storage Temperature** -20 ~ 70° C
(-4 ~ 158° F)
- Operating Humidity** 5 ~ 95% RH non-condensing (refer to IEC 68-2-3)
- Connectors** Two 50-pin male ribbon-cable connectors
- Dimensions (L x H)** 185 x 100 mm (7.3" x 3.9")

Ordering Information

- PCL-722** 144-bit digital I/O card, user's manual and driver CD-ROM (cable not included)
- PCL-724** 24-bit digital I/O card, user's manual and driver CD-ROM (cable not included)
- PCL-731** 48-bit digital I/O card, user's manual and driver CD-ROM (cable not included)
- PCL-10150-1.2** 50-pin flat cable, 1.2 m
- PCLD-782B** 24/16-ch. opto-isolated digital input board
- PCLD-785B** 24/16-ch. relay output board
- PCLD-7216** 16-ch. carrier board for SSR I/O modules
- PCLD-885** 16-ch. power relay (Form A) output board
- ADAM-3950** 50-pin flat cable wiring terminal for DIN-rail mounting